



ಬೃಹತ್ ಬೆಂಗಳೂರು ಮಹಾನಗರ ಪಾಲಿಕೆ  
Bruhat Bengaluru Mahanagara Palike



# BBMP COVID-19 WAR ROOM 15.12.2022

BBMP / COVID-19 WAR ROOM / BULLETIN – 997/ 15.12.2022 / #BBMPfightsCOVID19



# OVERVIEW OF COVID-19 IN BENGALURU

**CASE TRENDS** ACTIVE CASES **1,349**

<u>Confirmed Cases</u>	<u>Recovered Cases</u>	<u>Death Cases</u>
<b>10</b> 18,76,451 #	<b>15</b> 18,58,111 #	<b>0</b> 16,991 #

**HOSPITALIZATION** **2**

<u>ICU – V</u>	<u>ICU</u>	<u>HDU</u>	<u>General</u>
-	-	-	<b>2</b>

INCLUDES GOVT. QUOTA AND PRIVATE WALK-IN HOSPITALIZATION

**VACCINATION** **854** 2,04,95,071 #

<u>First Dose</u>	<u>Second Dose</u>	<u>Precaution Dose</u>
<b>84</b> 96,79,756 #	<b>180</b> 94,84,371 #	<b>590</b> 13,30,944 #

**TRIAGING**

<u>MTU</u>
<b>2</b>
<u>Tele Triage</u>
<b>5</b>

**ACTIVE CZs**

<b>0</b>
<u>MCZs (&lt; 5 cases)</u>
<b>0</b>
<u>Clusters (&gt; 5 cases)</u>
<b>0</b>

**TESTING** **895** 3,19,97,176 #

<u>Positivity : 1.82%</u>	<u>RAT</u>	<u>RTPCR</u>
<small>*FOR LAST 7 DAYS</small>	<b>193</b>	<b>702</b>

# : indicates cumulative numbers till date



# ABSTRACT OF COVID-19 SCENARIO IN BENGALURU


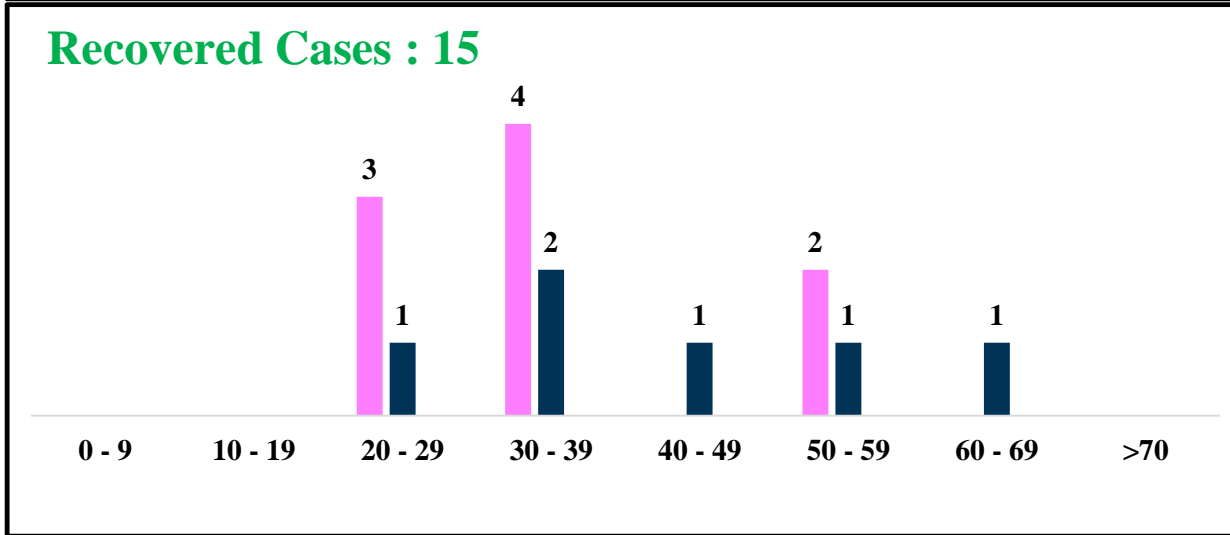
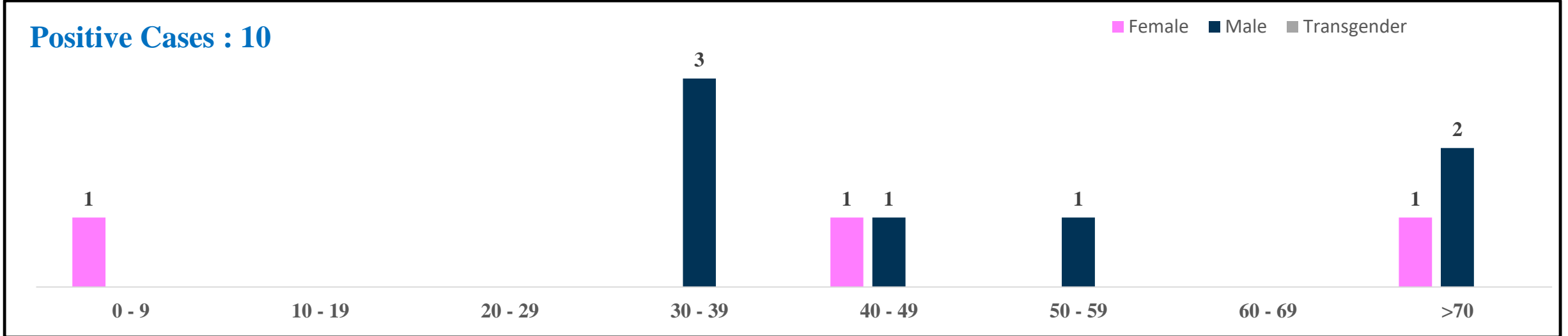


	MALE			FEMALE			TRANSGENDER			TOTAL		
	Last 24 Hours	Last 7 Days	Cumulative	Last 24 Hours	Last 7 Days	Cumulative	Last 24 Hours	Last 7 Days	Cumulative	Last 24 Hours	Last 7 Days	Cumulative
<b>Positive Cases</b>	7	58	11,06,466	3	50	7,69,789	0	0	196	10	108	18,76,451
<b>Recovered Cases</b>	6	189	10,93,895	9	141	7,64,029	0	0	187	15	330	18,58,111
<b>Death Cases</b>	0	1	10,761	0	0	6,226	0	0	4	0	1	16,991
<b>Total Tests Done</b>	<b>In Last 24 hrs. : 895</b>			<b>In last 7 days : 5,929</b>			<b>Cumulative : 3,19,97,176</b>					
<b>Vaccine Doses Administered</b>	<b>In Last 24 hrs. : 854</b>			<b>In last 7 days : 1,794</b>			<b>Cumulative : 2,04,95,071</b>					
<b>ACTIVE CASES</b>									<b>1,349</b>			

\*Covid deaths occurred today : 00 | Covid deaths occurred beyond last 24hrs., reported today : 00



# LAST 24 HOURS AGE GROUP AND GENDER WISE DISTRIBUTION

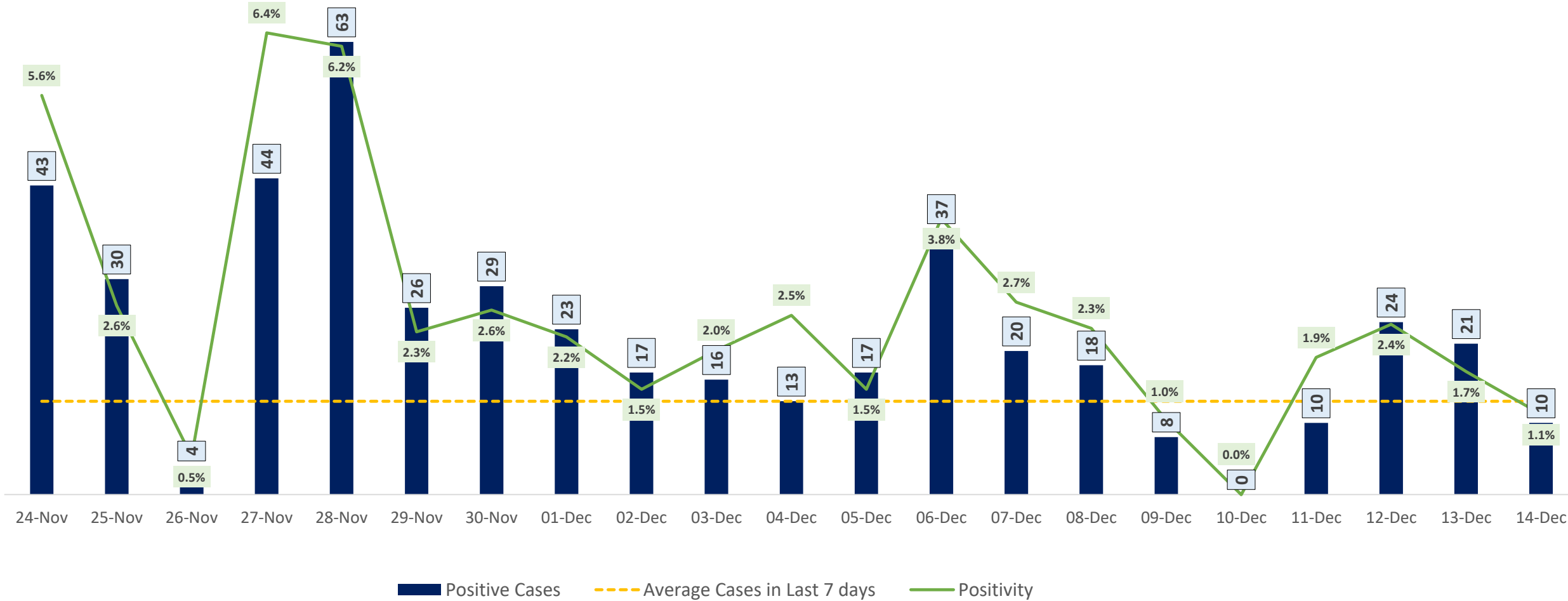




# POSITIVITY RATE OF BENGALURU – LAST 21 DAYS



Average Cases in Last 7 days : 13

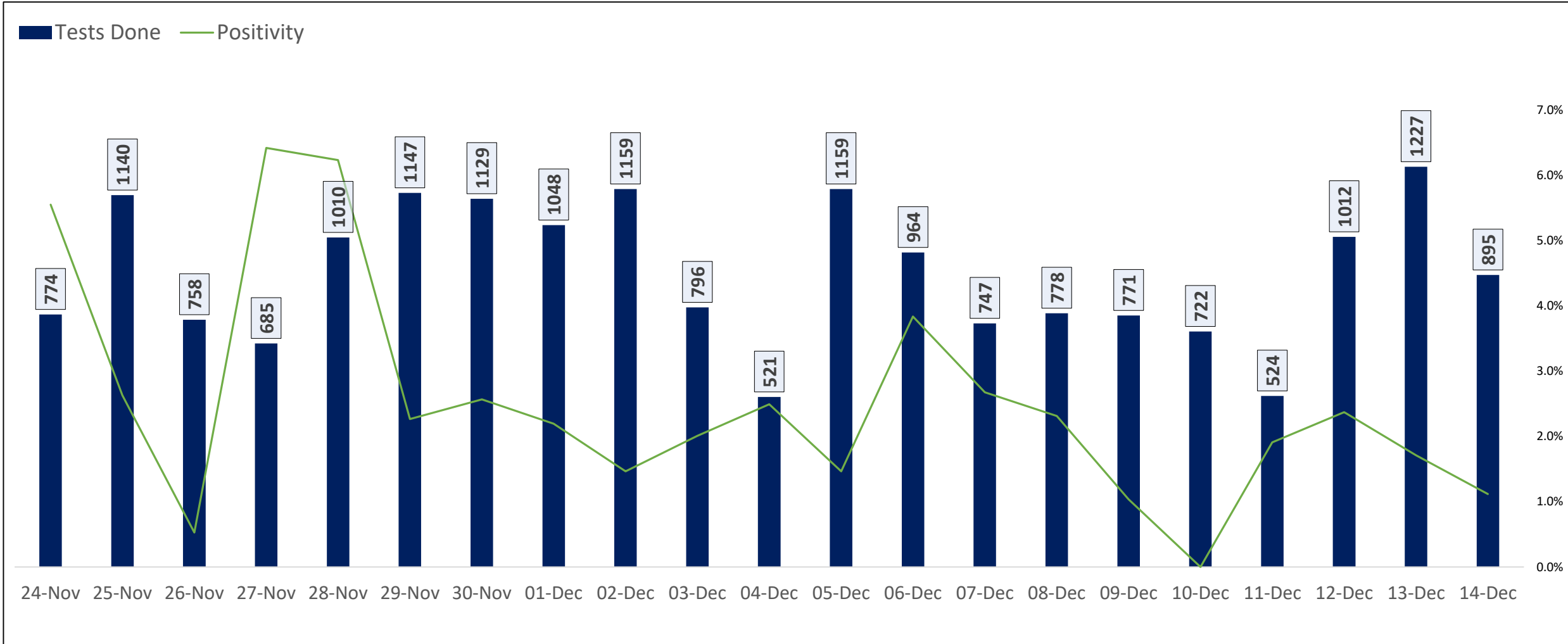




# TESTING TRENDS IN BENGALURU



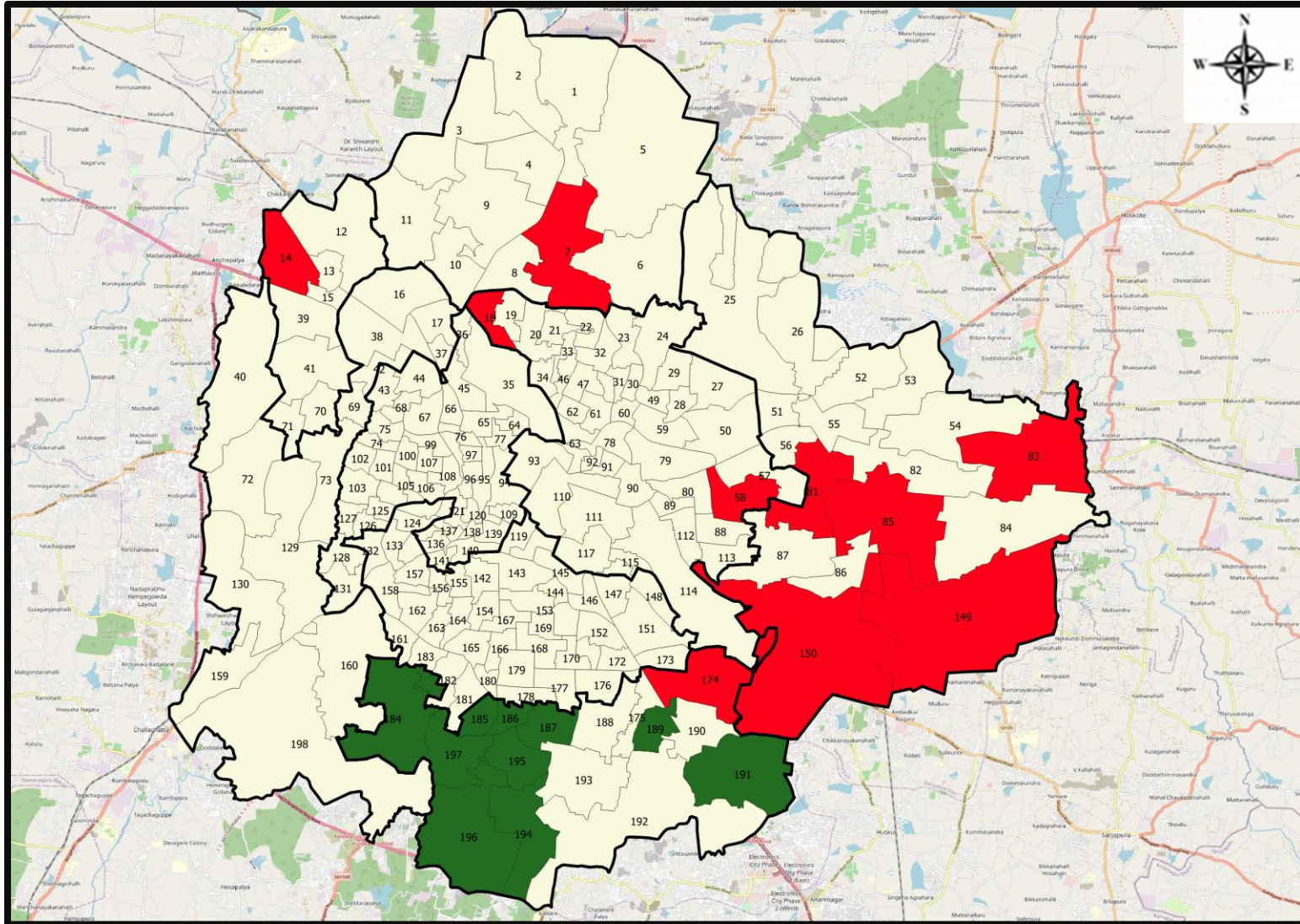
Total Test Conducted Till Date	Test Conducted Last 24 hours	Last 7 Days Average
3,19,97,176	895	847







# BENGALURU URBAN MAP SHOWING TREND OF POSITIVE CASES IN LAST 7 DAYS



## Top 10 wards reporting highest number of positive cases in last 10 days

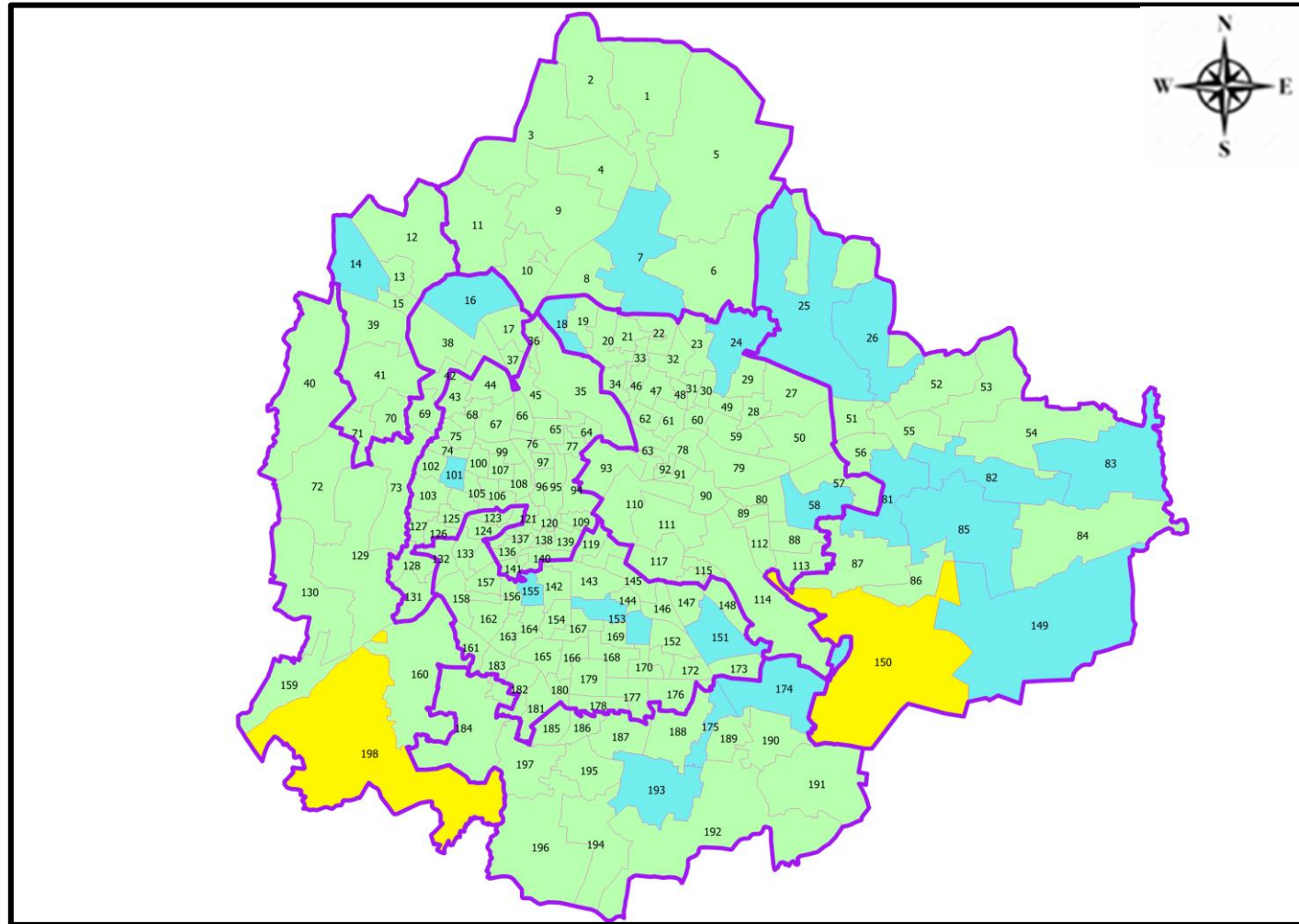
Ward No.	Ward Name	Daily Cases Average
58	New Tippasandra	1
149	Varthuru	1
150	Bellanduru	1
174	HSR Layout	1
7	Byatarayanapura	0
14	Bagalakunte	0
18	Radhakrishna Temple	0
81	Vijnana Nagar	0
83	Kadugodi	0
85	Dodda Nekkundi	0







## Top 10 wards reporting least number of positive cases in last 7 days

Ward No.	Ward Name	Daily Cases Average
197	Vasanthpura	0
196	Anjanapura	0
195	Konanakunte	0
194	Gottigere	0
191	Singasandra	0
189	Hongasandra	0
187	Puttenahalli	0
186	Jaraganahalli	0
185	Yelchenahalli	0
184	Uttarahalli	0



# BENGALURU MAP SHOWING INTENSITY OF POSITIVE CASES IN LAST 7 DAYS



-  Level 1 : 0 to 1 Cases
-  Level 2 : 1 to 3 Cases
-  Level 3 : 3 to 5 Cases
-  Level 4 : 5 to 10 Cases
-  Level 5 : More than 10 Cases
-  Zone Boundaries

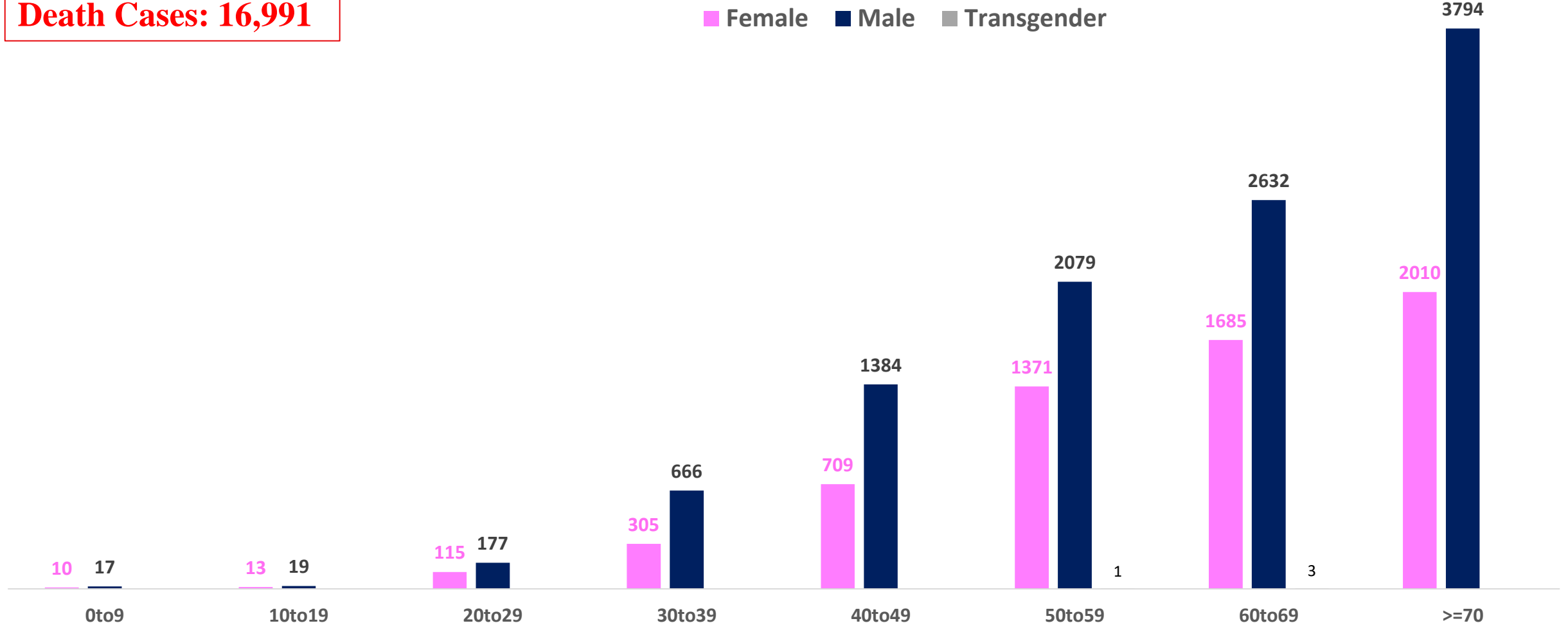




# AGE AND GENDER WISE DISTRIBUTION OF DEATH CASES



**Death Cases: 16,991**





# COVID-19 SCENARIO IN BENGALURU AND OTHER METROPOLITIAN CITIES



CITY NAME	Positive Cases	Active Cases	Recovered	Deceased	Vaccine Doses Administered
New Delhi	20,07,041	13	19,80,509	26,519	3,73,17,328
Bengaluru*	18,76,451	1,349	18,58,111	16,991	2,37,78,980
Mumbai	11,54,098	69	11,34,285	19,744	2,21,34,555
Chennai	7,93,143	15	7,84,057	9,071	1,13,96,462

Source : <https://dashboard.cowin.gov.in/> at 5:00pm (15.12.2022)  
Source : <https://www.covid19bharat.org/> at 5:00pm (15.12.2022)

\*includes BBMP & Bengaluru Urban



# SNAPSHOT OF COVID-19 CASES IN BENGALURU URBAN



**Total Wards With  
< = 5 Cases\* :  
198**

**Tests Conducted  
on 14.12.2022:  
895**

**Recovery  
Rate\*:  
99.02%**

**Total  
Active Cases :  
1,349**

**Total Vaccinated  
on 14.12.2022:  
854**





**Positivity  
Rate\* :  
1.82%**

**Active  
Rate\*:  
0.07%**

**Case  
Fatality Rate\* :  
0.93%**

\*Total positive cases In the past 7 days

\*CFR and positivity is for Past 7 days

<b>Download BBMP Bulletin</b>	<a href="https://apps.bbmpgov.in/covid19/mediabulletin.php">https://apps.bbmpgov.in/covid19/mediabulletin.php</a>
<b>To register for vaccination :</b>	<a href="https://selfregistration.cowin.gov.in/">https://selfregistration.cowin.gov.in/</a>
<b>BBMP COVID19 Dashboard:</b>	<a href="https://apps.bbmpgov.in/covid19/">https://apps.bbmpgov.in/covid19/</a>
<b>Follow us on:</b>	 <a href="http://www.facebook.com/bbmp.comm1/">www.facebook.com/bbmp.comm1/</a>
	 <a href="https://twitter.com/BBMPCOMM">twitter.com/BBMPCOMM</a>
	  <a href="https://www.instagram.com/BBMPSplHealth">BBMPSplHealth</a>

Issued by:

Honorable Chief Commissioner, BBMP  
Special Commissioner Health & IT, BBMP  
MD, Bengaluru Smart City Limited

**THANK YOU !**

